

Please
store this
guide for
future use

For
residential
use

Ikeda City

How to sort/dispose of garbage and the garbage collection schedule



○Garbage collection schedule	2 P	●Food trays	10 P
●Burnable garbage	4 P	●Plastic PET bottles	12 P
●Non-burnable garbage/oversized garbage	6 P	●Special garbage collection	13 P
●Empty cans/bottles	8 P	●Items that cannot be collected/processed	14 P
●Paper cartons/newspapers/books/magazines/cardboard wast	9 P		

Garbage collection schedule for each individual town (For residential garbage)

	Name of town	Burnable garbage	Empty cans and bottles	Oversized garbage/ non-burnable garbage	Paper cartons/ newspapers/ books/ magazines/ cardboard	Plastic PET bottles	Food trays
		Twice a week	Twice a month	Once a month		Twice a month	
A	Asahigaoka 1, 2, 3	Mon Thu	1st & 3rd Wed	4th Fri	2nd Fri	1st & 3rd Fri	1st & 3rd Fri
	Ayaha 1, 2	Mon Thu	1st & 3rd Wed	1st Tue	3rd Tue	2nd & 4th Tue	2nd & 4th Tue
D	Daihatsu-cho	Tue Fri	2nd & 4th Wed	3rd Thu	1st Thu	2nd & 4th Thu	2nd & 4th Thu
	Daiwa-cho	Mon Thu	1st & 3rd Wed	3rd Tue	1st Tue	2nd & 4th Tue	2nd & 4th Tue
F	Furue-cho	Mon Thu	1st & 3rd Wed	3rd Fri	1st Fri	2nd & 4th Fri	2nd & 4th Fri
	Fushio-cho	Mon Thu	1st & 3rd Wed	3rd Fri	1st Fri	2nd & 4th Fri	2nd & 4th Fri
	Fushiodai 1	Mon Thu	1st & 3rd Wed	2nd Thu	4th Thu	1st & 3rd Thu	1st & 3rd Thu
	Fushiodai 2	Mon Thu	1st & 3rd Wed	2nd Wed	4th Wed	2nd & 4th Wed	2nd & 4th Wed
	Fushiodai 3, 4, 5	Tue Fri	2nd & 4th Wed	2nd Thu	4th Thu	1st & 3rd Thu	1st & 3rd Thu
	Fushiodai Hankyu Ikeda Ceraju	Tue Fri	2nd & 4th Wed	2nd Thu	4th Thu	1st & 3rd Thu	1st & 3rd Thu
	Fushiodai Public Housing/Prefectural Residential Homes	Tue Fri	2nd & 4th Wed	2nd Wed	4th Wed	2nd & 4th Wed	2nd & 4th Wed
	Hachioji Albis Ikeda	Tue Fri	2nd & 4th Wed	1st Wed	3rd Wed	1st & 3rd Wed	1st & 3rd Wed
H	Hachioji 1, 2	Tue Fri	2nd & 4th Wed	1st Wed	3rd Wed	1st & 3rd Wed	1st & 3rd Wed
	Hachizuka 1, 2, 3	Mon Thu	1st & 3rd Wed	1st Fri	3rd Fri	2nd & 4th Fri	2nd & 4th Fri
	Hata 1, 2, 3, 4, 5	Mon Thu	1st & 3rd Wed	2nd Tue	4th Tue	1st & 3rd Tue	1st & 3rd Tue
	Hata Ishizumi Residential Homes	Mon Thu	1st & 3rd Wed	1st Mon	4th Tue	1st & 3rd Tue	1st & 3rd Tue
	Higashiyama-cho	Mon Thu	1st & 3rd Wed	3rd Fri	1st Fri	2nd & 4th Fri	2nd & 4th Fri
	Himemuro-cho	Tue Fri	2nd & 4th Wed	1st Mon	3rd Mon	2nd & 4th Mon	2nd & 4th Mon
	Iguchido 1, 2, 3	Mon Thu	1st & 3rd Wed	2nd Fri	4th Fri	1st & 3rd Fri	1st & 3rd Fri
I	Ishibashi 1, 2	Tue Fri	2nd & 4th Wed	3rd Mon	1st Mon	2nd & 4th Mon	2nd & 4th Mon
	Ishibashi 3, 4	Tue Fri	2nd & 4th Wed	1st Thu	3rd Thu	2nd & 4th Thu	2nd & 4th Thu
J	Jonan 1, 2, 3	Mon Thu	1st & 3rd Wed	2nd Wed	4th Wed	2nd & 4th Wed	2nd & 4th Wed
K	Kibe-cho	Mon Thu	1st & 3rd Wed	1st Tue	3rd Tue	2nd & 4th Tue	2nd & 4th Tue
	Koda 1, 2	Tue Fri	2nd & 4th Wed	4th Thu	2nd Thu	1st & 3rd Thu	1st & 3rd Thu
	Koda 3, 4	Tue Fri	2nd & 4th Wed	3rd Thu	1st Thu	2nd & 4th Thu	2nd & 4th Thu
	Kuko 1, 2	Tue Fri	2nd & 4th Wed	3rd Thu	1st Thu	2nd & 4th Thu	2nd & 4th Thu
	Kureha-cho	Tue Fri	2nd & 4th Wed	1st Mon	3rd Mon	2nd & 4th Mon	2nd & 4th Mon

The proper way to dispose of garbage

- Dispose of garbage at the designated locations by 9 AM on the corresponding garbage collection day.
- Do not dispose of garbage on the day before the garbage collection day.
- Exercise cleanliness when disposing of garbage at the designated location, and do not park your car in the vicinity of the disposal location.
- Please note that garbage collection will be conducted as usual even on holidays.

	Name of town	Burnable garbage	Empty cans and bottles	Oversized garbage/ non-burnable garbage	Paper cartons/ newspapers/ books/ magazines/ cardboard	Plastic PET bottles	Food trays
		Twice a week	Twice a month	Once a month		Twice a month	
M	Masumi-cho	Tue Fri	2nd & 4th Wed	1st Wed	3rd Wed	1st & 3rd Wed	1st & 3rd Wed
	Midorigaoka 1, 2	Mon Thu	1st & 3rd Wed	4th Tue	2nd Tue	1st & 3rd Tue	1st & 3rd Tue
	Midorigaoka Albis Midorigaoka	Tue Fri	2nd & 4th Wed	2nd Wed	4th Wed	2nd & 4th Wed	2nd & 4th Wed
	Momozono 1, 2	Tue Fri	2nd & 4th Wed	1st Mon	3rd Mon	2nd & 4th Mon	2nd & 4th Mon
	Muromachi	Tue Fri	2nd & 4th Wed	1st Mon	3rd Mon	2nd & 4th Mon	2nd & 4th Mon
N	Nakagawara-cho	Mon Thu	1st & 3rd Wed	3rd Fri	1st Fri	2nd & 4th Fri	2nd & 4th Fri
	Nishihonmachi	Mon Thu	1st & 3rd Wed	1st Tue	3rd Tue	2nd & 4th Tue	2nd & 4th Tue
S	Sakae Honmachi	Mon Thu	1st & 3rd Wed	3rd Tue	1st Tue	2nd & 4th Tue	2nd & 4th Tue
	Sakae-machi	Mon Thu	1st & 3rd Wed	3rd Tue	1st Tue	2nd & 4th Tue	2nd & 4th Tue
	Satsukigaoka 1, 2, 3, 4, 5	Mon Thu	1st & 3rd Wed	4th Wed	2nd Wed	2nd & 4th Wed	2nd & 4th Wed
	Satsukigaoka 3-2, 3, 6	Tue Fri	2nd & 4th Wed	4th Wed	2nd Wed	2nd & 4th Wed	2nd & 4th Wed
	Satsukigaoka Albis Satsukigaoka	Tue Fri	2nd & 4th Wed	2nd Mon	2nd Wed	2nd & 4th Wed	2nd & 4th Wed
	Satsukigaoka Ikeda Satsukigaoka Mansion	Tue Fri	1st & 3rd Wed	4th Wed	2nd Wed	2nd & 4th Wed	2nd & 4th Wed
	Shibutani 1, 2, 3	Mon Thu	1st & 3rd Wed	4th Tue	2nd Tue	1st & 3rd Tue	1st & 3rd Tue
	Shin-machi	Mon Thu	1st & 3rd Wed	1st Tue	3rd Tue	2nd & 4th Tue	2nd & 4th Tue
	Shiroyama-cho	Mon Thu	1st & 3rd Wed	3rd Tue	1st Tue	2nd & 4th Tue	2nd & 4th Tue
	Soen 1, 2	Tue Fri	2nd & 4th Wed	4th Mon	2nd Mon	1st & 3rd Mon	1st & 3rd Mon
T	Sugahara-cho	Mon Thu	1st & 3rd Wed	3rd Tue	1st Tue	2nd & 4th Tue	2nd & 4th Tue
	Sumiyoshi 1, 2	Tue Fri	2nd & 4th Wed	3rd Wed	1st Wed	1st & 3rd Wed	1st & 3rd Wed
	Tateishi-cho	Mon Thu	1st & 3rd Wed	3rd Tue	1st Tue	2nd & 4th Tue	2nd & 4th Tue
	Tenjin 1, 2	Tue Fri	2nd & 4th Wed	4th Mon	2nd Mon	1st & 3rd Mon	1st & 3rd Mon
	Toyoshima Kita 1, 2	Tue Fri	2nd & 4th Wed	2nd Mon	4th Mon	1st & 3rd Mon	1st & 3rd Mon
	Toyoshima Minami 1, 2	Tue Fri	2nd & 4th Wed	3rd Wed	1st Wed	1st & 3rd Wed	1st & 3rd Wed
	Tsukinoki-cho	Mon Thu	1st & 3rd Wed	1st Tue	3rd Tue	2nd & 4th Tue	2nd & 4th Tue
	Ueikeda 1, 2	Mon Thu	1st & 3rd Wed	4th Wed	2nd Wed	2nd & 4th Wed	2nd & 4th Wed
U	Uho-cho	Tue Fri	2nd & 4th Wed	1st Wed	3rd Wed	1st & 3rd Wed	1st & 3rd Wed
	Yoshida-cho	Mon Thu	1st & 3rd Wed	3rd Fri	1st Fri	2nd & 4th Fri	2nd & 4th Fri

Instructions for reading the schedule

*As an example, "1st Mon" indicates that collection is carried out on the 1st Monday of the month.

Please verify the collection day for your home and write the day of the week (in the circle) on which collection is carried out for "burnable garbage," "empty cans/bottles," "oversized/non-burnable garbage," "paper cartons/newspapers/books/magazines/cardboard waste," "plastic PET bottles," and "food trays."

(Caution) Please note that collection days may be subject to change for the end and start of the year.

Burnable garbage

Dispose of burnable garbage using the designated (yellow) garbage bags.



The garbage collection day is scheduled on:



and



every week

Please fill in the "O" with the corresponding days of the week.

Basic types of burnable garbage

<p>Food waste</p>	<p>Razors/needles</p> <p>Please wrap these items in thick paper so that they are safe to handle.</p>
<p>Footwear/handbags and carrying bags</p>	<p>Video tapes/audio tapes</p>
<p>Clothing</p>	<p>Cigarette butts</p>

How to dispose of burnable garbage

Designated garbage bags	Dispose such garbage using the (yellow) garbage bags designated by Ikeda City. Garbage disposed in other types of bags cannot be collected.
Food waste	Remove all water and liquids before disposing of food waste.
Disposable diapers	Dispose of any bodily waste contained in disposable diapers in the toilet before throwing them out. Dispose of any canine and feline droppings in the toilet. Do not dispose such waste as burnable garbage.
Cooking oil waste (used for deep frying, etc.)	When disposing of cooking oil waste, etc., absorb the oil in paper or cloth, or use retail oil treatment products to render it solid before disposing of it. Such waste is also collected at the Eco-museum (please refer to page 17).
Razors/needles	Wrap any razor blades, needles, etc., in thick paper so that they are safe to handle.
Bamboo skewers/chopsticks	Snap off the sharp edges of any bamboo skewers, chopsticks, etc.

How to dispose of fallen leaves, pruned branches, chunks of wood, etc.

*You do not have to use a designated garbage bag

<p>*For any small amount of wooden chunks (with a thickness (diameter) of 3cm or less), cut the chunks to a length of 30cm or less and tie them together using rope (as such garbage cannot be deposited into an incinerator).</p>	<p>*Place all fallen leaves, etc., into transparent or partially transparent bags before disposing of them (you are permitted to dispose up to three 45 liter bags at once).</p>
--	--

List of burnable garbage

Items	Items
Bamboo skewers	I Ink cartridges (for residential use)
Bath mats	L Leftover food
B Boots	L Letters/pocket books
Boxed lunch containers (made of materials other than metal)	N Needles
Building blocks	Packaging for minced and steamed fish
Calendars	Paper cylinders (toilet paper cores)
Candles	Paper slips
Carbon paper	P Photo album backing boards
Cassette tapes	P Pillows
CDs/DVDs (including cases)	Postcards
Charcoal Chopsticks (coal briquettes, charcoal briquettes, wood briquettes)	Posters
C Chopsticks	Pruned branches (small amount, 3cm in thickness, length of 30cm or less)
C Cigarette butts	R Razor blades
Clothing	R Rubber products
Coffee filters	Scarves
Construction paper	Sea shells
Corks	S Shoes
Curtains	S Sketch books
Cushions	S Ski wear
D Dehumidification materials	Straw mats
D Disposable chopsticks	Stuffed animals/toys
D Disposable diapers	T Tea bags
D Disposable hand warmers	Thermal paper/thermal paper used for fax machines
D Dolls (must not be made of metal or porcelain)	T Toilet covers
D Duct tape/adhesive tape	T Toothpaste tubes
E Egg shells	T Towels/cotton blankets
F Fabrics	T Toys (small wooden or plastic toys)
F Fallen leaves (up to 3 bags)	T Trays (made of materials other than metal)
F Fireworks (must be used)	T Tubs/pails (must be non-metallic)
F Flowers	U Used tea leaves
F Futon covers	V Video games (cartridges)
G Gloves	V Video tapes
G Gloves/work gloves	W Wash basins (made out of materials other than metal)
G Golf balls	W Waste paper
H Hair	W Withered leaves (up to 3 bags)
H Handbags/carrying bags	W Women's sanitary products
I Ice-chilled pillows	Y Yarn

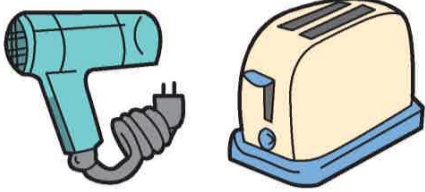
Non-burnable garbage

Dispose of non-burnable garbage using the designated (green) garbage bags



Non-burnable garbage

*For any garbage that will not fit in the designated garbage bags, you must affix an oversized garbage disposal ticket to the bag and dispose of it as oversized garbage.




Small electrical home appliances

Includes such small electrical home appliances as toasters, hair dryers, electric water boilers, etc.



Small metallic products made of iron

Pots, hot plates, kettles, etc.



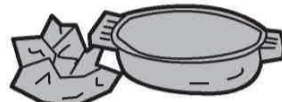
Porcelain products

Eating utensils/flower vases made out of porcelain



Eating utensils made out of glass

Glass waste from such items as eating utensils made of glass, cosmetic bottles, etc.



Aluminum foil

Aluminum foil and aluminum containers used to hold such thing as udon noodles, etc.

How to dispose of non-burnable garbage



Designated garbage bags

Dispose such garbage using the (green) garbage bags designated by Ikeda City. Garbage disposed in other types of bags cannot be collected.



Umbrellas, fluorescent lamps, etc.

For all stick-shaped garbage (about 1m in length), such as metal baseball bats, etc., please tie them together using rope and dispose of it using a designated 30 liter garbage bag.

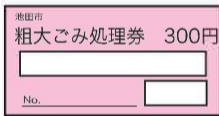


Glass

Glass garbage must be wrapped in thick paper and marked as "dangerous" before it can be disposed in the designated garbage bag.

Oversized garbage

Make sure to affix an oversized garbage disposal ticket before disposing.



Basic types of oversized garbage



Furniture

Large furniture, such as closets, etc.



Futons (Japanese-style bedding)

Futons (Japanese-style bedding), or blankets, etc.



Stove heaters

Products such as fan heaters/kerosene heaters, etc.



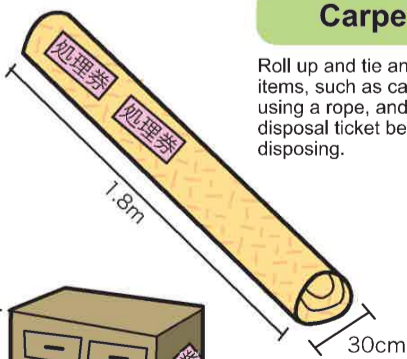
Bicycles

Metallic products, such as bicycles, etc.

How to dispose of oversized garbage

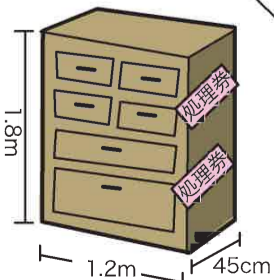
Carpets

Roll up and tie any long items, such as carpets, using a rope, and affix a disposal ticket before disposing.



Furniture

For any items that have a maximum length greater than 1.5m, affix 2 disposal tickets before disposing.



How to use disposal tickets for oversized garbage

- Affix disposal tickets to a location which is easy to see.
- Please note that items that do not have the necessary number of disposal tickets will not be collected.
- Please be careful when affixing disposal tickets, as disposal tickets cannot be removed once they have been affixed.
- Please note that refunds cannot be provided for disposal tickets, and disposal tickets cannot be reissued.
- As the backing paper of the disposal ticket should be kept for reference, please keep it stored until the garbage is collected.

The garbage collection day is scheduled on:

On the 1st/
2nd/3rd/4th

of every month

Please fill in the "○" with the corresponding day of the week, etc. and circle the correct number.

List of non-burnable garbage

	Items		Items		
A	Air pumps	I	Inkstones		
	Air purification machines		Ironing boards		
	Aluminum foil		Kettles (made out of materials other than aluminum)		
	Antennae	K	Kitchen knives		
	Athletic cleats		Knives		
B	Athletic equipment	L	Lamp bulbs/incandescent bulbs		
	Baby bath tubs		Legless chairs		
	Baby carriages		Lighters		
	Bath tub covers	M	Lighting equipment		
	Bedding materials		Marbles		
	Benches (small, for residential use)		Massage machines		
	Bicycles		Mattresses		
Boxed lunch containers (made out of metal)		Microwave ovens			
C	Calculators	N	Nails		
	Cameras		Perfume bottles		
	Chairs (plastic/folding chairs)		Phone units		
	Clay (for art or craft uses)	P	Planters (for residential use)		
	Clocks		Planters (made of porcelain)		
	Closets		Plates (made of materials other than paper)		
	Clothes hangers (wire frame)		Polyethylene tanks		
	Clothesline bases		Porcelain items		
	Clothesline poles		Pots (made out of materials other than aluminum)		
	Clothing cases (made of plastic)		Pots used to boil water		
	Clothing irons		R	Radio cassette players	
	Coffee makers			Rice bins	
	Cooler boxes			Rice bowls/tea bowls	
D	Cups (glasses)	S	Rice cookers		
	Dish dryers		Roller skates		
	Dog houses (disassembled/small amount of waste)		Saws		
	Doll cases (small)	School bags			
	Dry-cell batteries	Scissors			
	E	Eating utensils	S	Screwdrivers	
		Electone organs		Set of curtain rail parts	
		Electric fans		Sewing machines	
		Electrical cords	T	Shovels	
		Electrical heating pads		Sickles	
Electrical lamp stands		Skis/ski boots/ski poles			
Electrical stoves		Speakers			
Electrically heated blankets		Staplers			
Electronic pianos		Stereos (mini component stereo systems)			
Exhaust fan filters		Stove burners			
Exhaust fans (small)		Stove range panels			
F		Fax machines		U	Stoves
		Flashlights			Suitcases
	Flower pots (unglazed)	Teapots			
	Flower vases	V	Thermometers		
	Fluorescent lamps		Toaster ovens		
	Frying pans (made out of materials other than aluminum)		Toys (made of metal)		
	Futon dryers		Trays (made out of metal)		
	Futons (Japanese-style bedding)		Tricycles (for children)		
	G		Garden hoes	W	Tripods
			Gas powered water heaters (small, residential use)		TV stands
Gas stoves		Umbrellas			
Glass eating utensils		W	Unicycles (for riding)		
Glass/plate glass/mirrors			Vacuum cleaners		
Golf bags			Vanity vases		
Golf clubs			Video cameras		
Guitars			Video game consoles (small, residential use)		
H			Hair dryers	Video tape players	
			Hammers (small, residential use)	Wash basins (made of metal)	
	Headphones	Water tanks			
	Heat resistant glass eating utensils	Window shades/blinds			
	Helmets	Wire racks (for grilling fish)			
	Humidifiers	Word processing machines			

Cautions

- Please note that there are cases where we cannot collect garbage that is larger than 3m in length. Before disposing of such garbage, please contact the Garbage and Waste Collection Center.
- Concrete base used for a clothesline: you must submit 1 disposal ticket for each concrete base
- Dumbbells: you must submit 1 disposal ticket for each pair of dumbbells (tie dumbbells together with a rope)


Empty cans/bottles

Cans/bottles do not have to be separated. When disposing such items, place them in a container, such as a crate, instead of placing them in a bag.



The garbage collection day is scheduled on:

On the 1st/2nd/3rd/4th and the 1st/2nd/3rd/4th



of every month

Please fill in the "○" with the corresponding day of the week, etc., and circle the correct number.

Non-burnable garbage



Steel cans/aluminum cans



Empty all spray cans (gas cartridges), and puncture them before disposing.

Spray cans (gas cartridges)

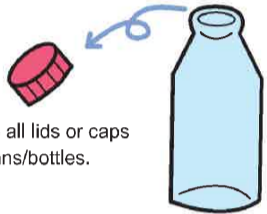


Juice/condiment bottles, etc.



Drink/liquor/ coffee bottles, etc.

How to dispose of cans/bottles



Remove all lids or caps for all cans/bottles.



Lightly rinse the inside of all cans/bottles.



For any large-sized bottles (61 US fl oz)/beer bottles that can be re-used, please return them to a retail store, etc.

Cautions

- Only bottles that are used for food/drink purposes can be collected as bottle garbage. For any other types of bottles, please dispose of them as "non-burnable garbage."

Remove all lids and caps for all cans and bottles, and dispose of any metallic lids or caps together with "empty cans/empty bottles," and dispose of any plastic lids or caps as "burnable garbage."

Paper cartons/newspapers/ books/magazines/Cardboard (recyclable paper waste)

Separate such garbage into different types and tie them with a rope so that the weight of each bundle of garbage is easy to carry. Please try to dispose of all recyclable paper waste at your local neighborhood community association or children's association, or any organization that collects such waste from the public.

The garbage collection day is scheduled on:

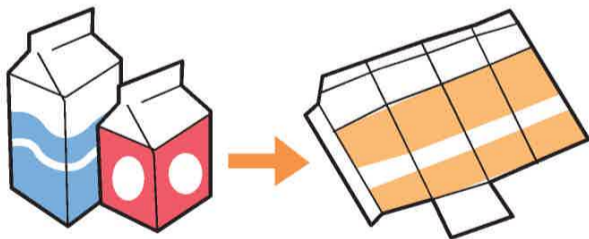
On the 1st/ 2nd/3rd/4th



of every month

Please fill in the "○" with the corresponding day of the week, etc., and circle the correct number.

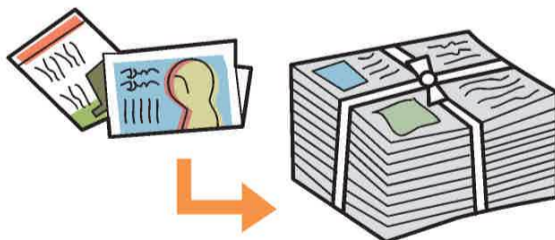
Basic types of recyclable paper waste



Paper cartons

Dispose of paper cartons by washing, cutting open, drying, and tying together bundles of such waste using rope.

*If the inner-surface of the carton is colored silver or brown, please dispose of such garbage as burnable garbage.




Newspapers

Use rope to tie together bundles of daily newspapers, flyer advertisements, wrapping paper, etc., before disposing.



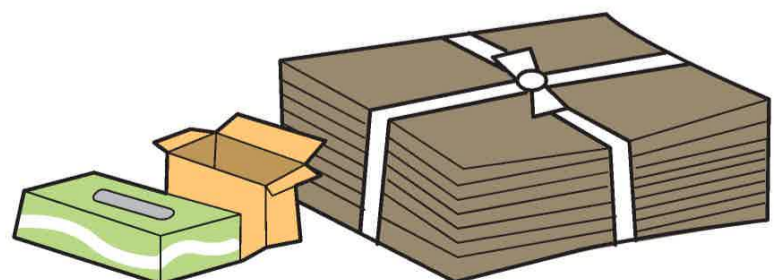
Books

Use rope to tie together bundles of dictionaries, encyclopedias, books, etc., before disposing.



Magazines

Use rope to tie together bundles of weekly magazines, comic books, catalogs, etc., before disposing.



Cardboard/confectionery boxes

Use rope to tie together bundles of cardboard boxes, paper boxes, etc., before disposing.


Food trays

Place food trays in transparent or partially transparent garbage bags before disposing.

*It is not necessary to use a designated garbage bag.

The garbage collection day is scheduled on:

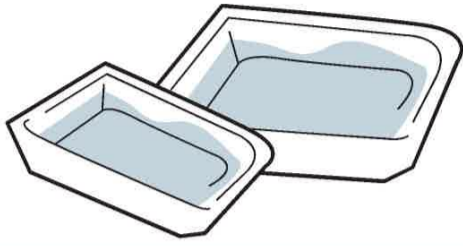
On the
1st/2nd/3rd/4th and
the 1st/2nd/3rd/4th



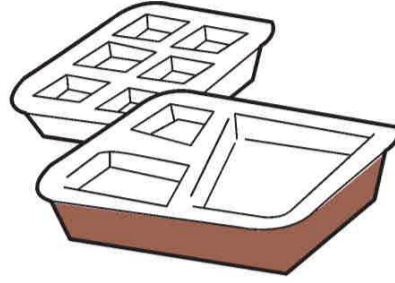
of every month

Please fill in the "o" with the corresponding day of the week, etc., and circle the correct number.

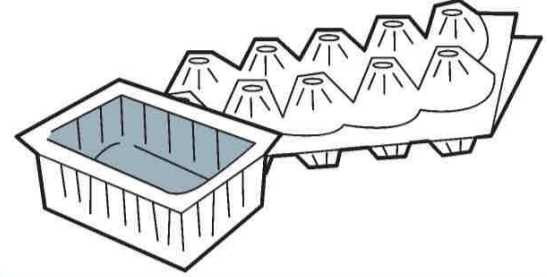
Items that can be collected



Trays used for fish, raw fish, meat, fruit, etc., in addition to egg cartons, and tofu trays.



Containers for boxed lunches (including the lid), etc., inner lining of containers for confections or frozen foods, etc.



Egg cartons/tofu trays

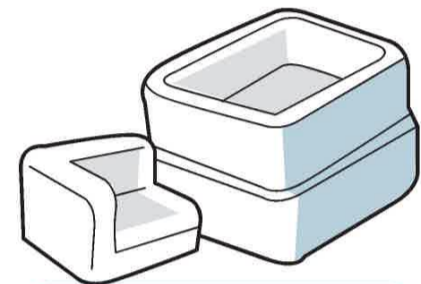


Cup noodle and instant noodle containers



Refillable bottles

Refillable bottles used to contain detergents, shampoo, conditioners, lactic acid beverages, cooking oils, facial lotions, etc.



Styrofoam

Packaging materials for electronic products, etc., fish boxes made out of styrofoam, etc.

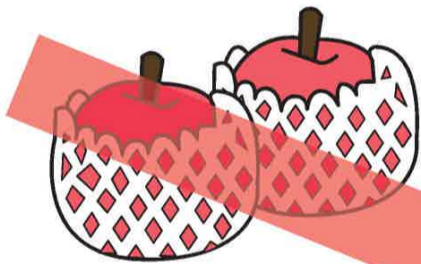
Caution

For any items that cannot be fully cleaned, please dispose of such items as burnable garbage. Please note that in addition to white styrofoam trays, colored styrofoam and plastic trays can also be collected as well.

Items that cannot be collected

Caution

Please dispose of the following items as burnable garbage:



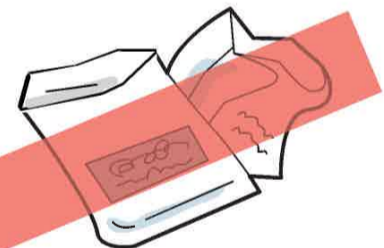
Nets

Used to package oranges, onions, etc.



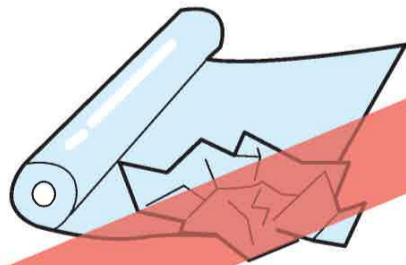
Tubes

Used to store mayonnaise, ketchup, toothpaste, etc.



Plastic bags

bags for food items, containers for clothing, etc.



Wrapping



Refillable pouch products

For shampoo, conditioners, detergents, soaps, etc.


How to dispose of food trays



1. Clean all trays and lightly rinse them with water.



2. Dry the trays.



3. Place the trays inside a bag (transparent or partially transparent) so that the contents of the bag can viewed from the outside.

*It is not necessary to place these items in a designated garbage bag.



Plastic PET (Polyethylene terephthalate) bottles

When disposing such items, place them in a container, such as a crate, instead of placing them in a bag.



The garbage collection day is scheduled on:

On the
1st/2nd/3rd/4th and
the 1st/2nd/3rd/4th



of every month

Please fill in the "○" with the corresponding day of the week, etc., and circle the correct number.

Basic types of plastic bottles



Drink bottles

Containers for mineral water, carbonated beverages, coffee, oolong tea, etc.



Alcoholic drink bottles

Containers for Japanese rice wine, shochu, whiskey, mirin, etc.




Bottles containing soy sauce

Containers for soy sauce, etc.

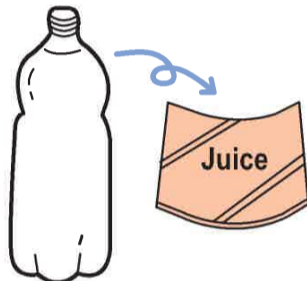
Cautions

- Make sure to remove caps from all plastic PET bottles.
- For bottles used for condiments (Worcestershire sauce, etc.) other than soy sauce, please dispose of such containers as "burnable garbage."

How to dispose of plastic PET bottles



Caps must be removed from all bottles. (Caps must be disposed of as Food trays)



Remove all labels. (Dispose of labels as Food trays)



Lightly rinse the bottle.



Crush the bottles to make them compact as possible (by stepping on them, etc.), and dispose of them by putting them out in a crate or other container.

Special garbage collection (for moving or large cleanup activities, etc.): reservation must be made by phone

Requesting special garbage collection:

<Contact information>


Ikeda City Garbage and Waste Collection Center

2-3-1 Momozono, Ikeda City
TEL 072-752-5580
Operating hours: 8:45 AM to 5:15 PM
*Monday through Friday
(open on public holidays)

- Garbage collection/processing fee: 3,000 yen per 1m³
- Please contact the Garbage and Waste Collection Center by phone and provide the following information:
- Address, name, phone number, type/amount/size of garbage you wish to dispose of.

Cautions

- It is not necessary to use designated garbage bags or to affix any disposal tickets for oversized garbage when using this service.
- Garbage must be sorted and put out at a location that is accessible to the collection vehicle.
- A processing fee (depending on the amount of garbage) must be paid upon collection.
- Collection cannot be performed on Saturdays or Sundays.



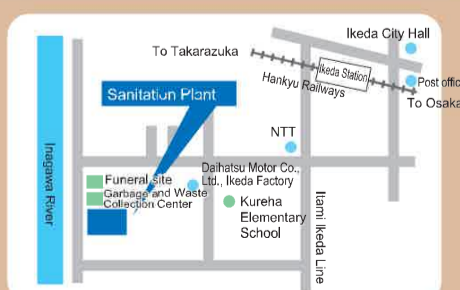
If you wish to bring the garbage to the disposal site on your own:

*You must make a reservation by contacting the following office:

<Contact information>

Ikeda City Sanitation Plant

2-3-2 Momozono, Ikeda City
TEL 072-751-0501
*Monday through Friday
(open on public holidays)
Hours that plant is able to accept garbage: 8:45 AM to 11:45 AM
or 1:00 PM to 4:00 PM



- Garbage processing fee: 60 yen per 10kg
- Please note that items specified by the Act for Recycling of Specified Kinds of Home Appliances (TVs, air conditioners, clothes washing/drying machines, refrigerators/freezers), in addition to computers, batteries, tires, fire extinguishers, concrete blocks, bricks, soil, sand, and rocks, etc., cannot be accepted. For more details, please refer to pages 14 through 16.

Cautions

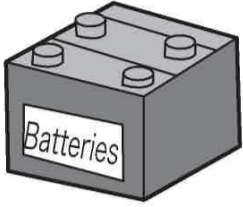






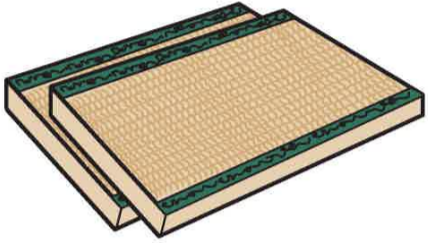
- It is not necessary to use designated garbage bags or affix any disposal tickets for oversized garbage when using this service.
- Garbage must be sorted before it can be accepted.
- Garbage cannot be accepted on Saturdays or Sundays.

✕ Items that cannot be collected/processed

The following items must be returned to the retail store they were purchased at or processed by a specialized waste management service.

- Hazardous materials/toxic materials
- Waste materials resulting from construction
- Commercial waste/industrial waste
- Personal computers for residential use/4 specified types of home appliances

Basic types of plastic bottles

			
Batteries	Car parts	Gas cylinders	Fire extinguishers
			
Pianos	Buddhist altars	Tree stumps	Tatami mats

14

About recycling personal computers

Personal computers for residential use

- Desktop PCs (main unit)
- Laptop PCs
- CRT displays
- LCD displays




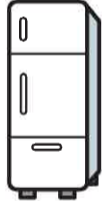
The individual manufacturers collect such products for recycling. Please contact the appropriate manufacturer.

For personal computers that are home-made or for which a manufacturer doesn't exist, please contact

the PC3R Promotion Association, a general incorporated association (TEL 03-5282-7685) URL: <http://www.pc3r.jp>

Items that are subject to the Act for Recycling of Specified Kinds of Home Appliances (TVs, air conditioners, clothing washing/drying machines, refrigerators/freezers)

The Act for Recycling of Specified Kinds of Home Appliances requires manufacturers to perform recycling for such items, and electronic appliance retailers (including retailers that sell used items) are responsible to accept such appliances and return them to the manufacturer. For such cases, the consumer (individual disposing of the item) must pay a recycling fee to have such products recycled. There are 3 ways to process such items: (1) return them to the retailer, (2) bring them in to a collection site, (3) request an authorized service to collect the items.

recycling fee				
	Televitions	Air conditioners	Washing machines Clothes drying machines:	Refrigerators/freezers

*Please note that this fee may differ depending on the manufacturer of the product.

(1) Returning such items to the retailer

- Retail stores have a responsibility to accept products that they have sold in the past.
- Pay the recycling fee and collection/transportation fee to have the retailer accept the product, and be sure to ask for a copy of the home appliance recycling ticket.
- In regards to the collection/transportation fee, please inquire at the retail store in question.

(2) Bringing such items to a collection site

1. Pay the necessary recycling fee at the post office.

*Since the recycling fee will differ depending on the number of items being disposed, please make sure that you have paid the correct amount before accepting the "home appliance recycling ticket."

2. Take the item to be disposed and the "home appliance recycling ticket" and present them at the collection site (shown below).

Designated collection sites

Nippon Express, Osaka branch Toyonaka warehouse, 5-18-1 Hattori Nishi-machi, Toyonaka City TEL 06-6862-1423

(3) Requesting an authorized service to collect the items

1. Pay the necessary recycling fee at the post office.

*Since the recycling fee will differ depending on the number of items being disposed, please make sure that you have paid the correct amount before accepting the "home appliance recycling ticket."

2. Call the authorized service provider by telephone and notify them of the number of types and quantity of items.

*Since the collection and transportation fee will differ depending on the size and weight of the items, please be sure to contact the authorized service provider beforehand.

List of authorized service providers performing collection and transportation of general waste

Service provider	Address	Phone number	Service provider	Address	Phone number
Azuma Clean	Nakagawara-cho 340-2	753-7425	Osaka Kankyo Seibi	Jonan 3-3-6-A	762-5551
* Airport Corporation	Kuko 2-368	771-0338	Kimoto Kosan	Koda 4-1-4-102	751-2235
Uehara Sangyo	Momozono1-9-24-1	710-1966	Murao Kogyo	Kibe-cho217-5	750-0666
Koshin Shoji	Iguchido 1-11-14	762-1015	Ishihara Sangyo	Tenjin 2-1-13	763-3211

*The Airport Corporation mainly provides waste collection and transportation services for airport related facilities, and does not provide such collection and transportation services for general companies, offices, or stores, etc.

15

Examples of items that cannot be collected/processed

	items		items		items
A	Air conditioners	F	Fences	P	Pianos
	Aluminum sash window/sash window frames		Fire extinguishers		Pipes for vinyl greenhouse use (metallic pipes)
	Aluminum/steel wheel rims (automobile part)		Fireproof safes		Powerful drugs/poisons
	Automobile parts (includes car audio parts, etc.)		Fishing nets	R	Rechargeable batteries
B	Bathroom vanity sinks	Freezers	Refrigerators		
	Bathtub water heaters	G	Reinforcing bars		
	Bathtubs		Gas powered water heaters		Rocks
	Batteries		Gas tanks	Roof tiles	
	Blocks of timber		Gravel	Sand	
	Boilers		Grind stones	Scrap materials	
	Bowling balls	Gun powder	Shoji doors (Japanese sliding doors)		
	Bricks	H	Hypodermic needles	S	Sink cabinets
	Buddhist altars/Buddhist articles		I		Industrial machinery
	Bumpers (automobile parts)	K			Industrial waste
	Button cell batteries		L		Kerosene
	C	M		Lawn mowers	Solvents (paint thinner, etc.)
			Lighters (large amount)	Tatami (Japanese floor mats)	
Medical equipment		T	Televisions		
Metal plates			Tires		
Motorbikes			Tree stumps		
Clothes drying machines	Motorcycles	Two-wheeled carts			
Computer related parts	Mufflers (automobile parts)	V	Veneer panels		
Concrete blocks	N		Vinyl for vinyl greenhouse use		
Corrugated metal plates		O	W	Washing machines	
Corrugated sheets	Nickel-cadmium batteries (rechargeable batteries)			Wire rope	
D	P	Oil waste			
		Paint			
		Pesticides			
Electrical water heaters		Photocopiers (industrial)			
F	Farming equipment/farming materials (mulch, etc.)				

It is a crime to illegally dispose of waste!

If you dispose of waste and are found to be in violation of the "Waste Disposal and Public Cleansing Act," you will be punished in accordance with article 25 of said act, and will face imprisonment for a term of 5 years or less or a fine of 10 million yen or less.

*If you have identified any illegally dumped waste, or possess information on someone who has committed illegal dumping, please contact the Garbage and Waste Collection Center (752-5580) or the Ikeda Police Station (753-1234).

3Rs to reduce waste/promote recycling

Reduce

- Do not accept packages or boxes with excessive padding materials that will become useless once the contents of the box are emptied
- When shopping, choose products that are offered in refillable containers, rather than those that are only good for one use
- When shopping, bring your own shopping bag from home
- Make use of food waste processing machines

*Please note that Ikeda city provides partial subsidies for households that purchase "electrical food waste processing machines," and are participating in the reduction of waste and promotion of recycling.

(Contact info:Environmental Policy Division 754-6240)

Reuse

- Choose items sold in returnable containers

*Returnables refer to containers that can be reused without much processing after they have been used, such as beer bottles, etc.

Recycle

- Sort your waste as thoroughly as possible and cooperate with any local group collection activities for recyclable waste conducted by local neighborhood associations and children's associations

Retail price of designated garbage bags and price of disposal tickets

Garbage bags for burnable garbage (yellow)

Price of 10 x 10 liter bags	-----	80 yen
Price of 10 x 20 liter bags	-----	160 yen
Price of 10 x 30 liter bags	-----	240 yen
Price of 10 x 40 liter bags	-----	320 yen

Garbage bags for non-burnable garbage (green)

Price of 10 x 10 liter bags	-----	500 yen
Price of 5 x 20 liter bags	-----	500 yen
Price of 5 x 30 liter bags	-----	750 yen

Oversized garbage disposal ticket

300 yen per ticket

Contact information:
Environmental Policy Division (754-6240)

Please purchase the above items at the designated retail stores.

Please contact us at the following if you have questions about garbage collection and the collection of special garbage:

Garbage and Waste Collection Center  **752-5580**

Please contact us at the following if you have questions about bringing in garbage for processing:

Sanitation Plant  **751-0501**